



12010 SOUTHPORT LANDING DRIVE



SMITHFIELD, VA 23430 | MLS #: 10384937

\$470,000 | 4 BEDS | 3 FULL, 1 HALF BATHROOMS | TWO CAR ATTACHED GARAGE | 3,528 SQUARE FEET



View Online: <http://12010southportlandingdrive.homeis4sale.com>
For Instant Photos: Text 241569 To 415-877-1411

You are going to love this brick transitional on a wooded homesite in the award winning community of Gatling Pointe. As you enter in, a beautiful formal living room flanks one side of the foyer and a large dining room is on the other. Both spaces have ornately trimmed openings. The kitchen has plenty of cabinet space for storage and counter tops for food preparation and boasts a gas cooktop. The walk-in kitchen pantry is huge! The family room is bright and inviting with a gas fireplace to warm you in the cold months. The Primary Suite has a gorgeous tray ceiling and you step down into a bonus area that makes a great home gym, small den, or office. All other rooms are generous and the walk up attic provides plenty of storage. The back deck is private and great for entertaining. Don't miss out on this beauty!



AGENT INFORMATION

Jon May

M: 757-356-1226

License # 0225181649

jmay@fathomrealty.com

jonmay.fathomrealty.com



Fathom Realty

11815 Fountain Way

Newport News, VA 23606

ABOUT JON MAY

Full time since 1992, it continues to be a great pleasure to have a small part in my clients lives. It is an honor to assist my clients in moving to the next season of their lives by selling their home at the highest possible price in the shortest amount of time. It is a privilege to share in a first time home buyers dreams and goals or help a growing family find a larger home. The majori...

□

□

Disclaimer: All information deemed reliable but not guaranteed.